


Honor Your Loved One With Words From Your Heart

When someone we love dies, it can be difficult to find the words to express our grief and loss. But writing a eulogy or funeral speech can be a powerful way to honor their memory and celebrate their life.



How To Write a Eulogy When You Have No Time: Honor your loved one with words from your heart. by Jill Croydon

★★★★☆ 4.1 out of 5

Language : English
File size : 1076 KB
Text-to-Speech : Enabled
Screen Reader : Supported
Enhanced typesetting : Enabled
Word Wise : Enabled
Print length : 19 pages
Lending : Enabled



In this heartfelt guide, we'll provide you with everything you need to know to write a eulogy or funeral speech that truly honors your loved one. We'll cover:

- How to start writing a eulogy
- What to include in a eulogy
- How to end a eulogy
- Tips for delivering a eulogy

How to start writing a eulogy

The first step in writing a eulogy is to gather your thoughts and memories of your loved one. What were their most defining characteristics? What were their greatest accomplishments? What did they mean to you?

Once you have a good understanding of your loved one's life, you can start to write your eulogy. Begin with a brief that states your name and relationship to the deceased. Then, share some of your favorite memories of your loved one.

What to include in a eulogy

There is no set format for a eulogy, but there are some common elements that most eulogies include.

- **A description of the deceased's life:** This should include their birth date and place, as well as their education, career, and family life.
- **Personal memories:** Share some of your favorite memories of your loved one. These can be funny, heartwarming, or simply reflective of their character.
- **Reflections on the deceased's life:** What did your loved one mean to you? What impact did they have on your life and the lives of others?

How to end a eulogy

End your eulogy with a few words of closure. This could be a simple statement of love and gratitude, or a call to action for those who are grieving.

Tips for delivering a eulogy

Once you have written your eulogy, it is important to practice delivering it. This will help you to feel more confident and prepared on the day of the funeral.

Here are a few tips for delivering a eulogy:

- **Speak clearly and slowly:** It is important to be able to understand what you are saying, even if you are overcome with emotion.
- **Make eye contact with the audience:** This will help you to connect with them and make your eulogy more personal.
- **Don't be afraid to pause:** Pausing gives you time to collect your thoughts and emotions, and it also allows the audience to absorb what you are saying.
- **Use humor sparingly:** Humor can be a great way to lighten the mood, but it is important to use it sparingly. Make sure that any jokes you tell are appropriate and in good taste.

Writing and delivering a eulogy can be a difficult task, but it is also a powerful and meaningful way to honor your loved one. By following the tips in this guide, you can create a eulogy that is both personal and memorable.

To Free Download your copy of *Honor Your Loved One With Words From Your Heart*, please visit our website or your local bookstore.


How To Write a Eulogy When You Have No Time: Honor your loved one with words from your heart. by Jill Croydon

★★★★☆ 4.1 out of 5

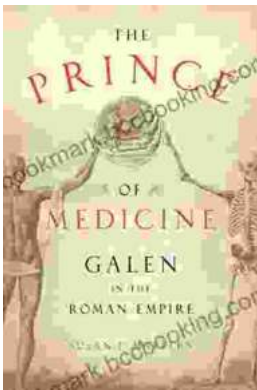
Language : English

File size : 1076 KB

Text-to-Speech : Enabled



Screen Reader : Supported
Enhanced typesetting: Enabled
Word Wise : Enabled
Print length : 19 pages
Lending : Enabled



Unveiling "The Prince of Medicine": A Literary Masterpiece That Captivates and Informs

Prepare yourself to be immersed in "The Prince of Medicine," a captivating novel that transports readers into the intricate world of...



Guide for Parents: Unlocking Your Child's Problem-Solving Potential

As a parent, you want to provide your child with the best possible foundation for their future. That means equipping them with the skills they need...