


How to Write Essays and Assignments for UEL: A Comprehensive Guide



How to Write Essays & Assignments: UEL

by Kathleen McMillan

★★★★☆ 4.5 out of 5

Language : English
File size : 22527 KB
Text-to-Speech : Enabled
Screen Reader : Supported
Enhanced typesetting : Enabled
Word Wise : Enabled
Print length : 319 pages



As a UEL student, you will be required to write numerous essays and assignments throughout your academic journey. While these tasks may seem daunting at first, they provide valuable opportunities to demonstrate your knowledge, critical thinking skills, and writing abilities. This comprehensive guide will equip you with the essential tools and strategies to write impactful essays and assignments that will impress your instructors and contribute to your overall academic success.

Chapter 1: Choosing a Topic and Developing a Thesis Statement

The first step in writing an effective essay or assignment is selecting a topic that is both relevant to the course and engaging to you. Once you have chosen a topic, you need to develop a clear and concise thesis statement that will serve as the foundation of your argument.

Tips for Choosing a Topic:

- Review the course syllabus and assignment instructions carefully.
- Consider your interests and knowledge base.
- Explore academic databases and journals to research potential topics.
- Discuss ideas with your instructor or classmates.

Crafting a Thesis Statement:

- Start with a topic sentence that introduces the main idea of your essay.
- Follow with a statement that expresses your specific argument or position on the topic.
- Ensure that your thesis statement is clear, specific, and arguable.

Chapter 2: Structuring Your Essay or Assignment

A well-structured essay or assignment guides the reader through your argument in a logical and coherent manner. The following outline provides a basic framework that you can adapt to suit the specific requirements of your task:

Outline for an Essay:

1.
 - Attention-grabbing hook
 - Background information
 - Thesis statement
2. **Body Paragraphs**
 - Topic sentence

- Supporting evidence (quotes, data, examples)
- Analysis and discussion
- 3.
 - Restate thesis statement
 - Summarize main points
 - Closing statement

Outline for an Assignment:

1.
 - Background and purpose of the assignment
 - Overview of the intended audience
2. **Methodology**
 - Description of research methods used
 - Explanation of how data was collected and analyzed
3. **Results**
 - Presentation of findings
 - Discussion of significant trends or patterns
4. **Discussion**
 - Interpretation of results
 - Comparison with previous research
 - Implications and recommendations
5.
 - Summary of main findings

- Restatement of the purpose of the assignment
- Recommendations or call to action

Chapter 3: Writing with Clarity and Conciseness

Effective writing is clear, concise, and easy to understand. Avoid using jargon or excessive technical language. Instead, focus on using plain and straightforward language that conveys your ideas effectively. Here are some tips for improving clarity and conciseness:

- Use active voice over passive voice.
- Choose specific and concrete words.
- Avoid unnecessary repetition.
- Use headings and subheadings to organize your text.
- Proofread carefully for any errors in grammar, spelling, or punctuation.

Chapter 4: Referencing Sources

Properly referencing the sources you use in your essays and assignments is crucial for academic integrity and to avoid plagiarism. UEL uses the Harvard referencing style, which involves citing the author and date of publication in parentheses throughout your text, and providing a full reference list at the end of your document. Here are some tips for referencing sources correctly:

- Use a referencing generator to help you create citations.
- Be consistent in your referencing style throughout your essay or assignment.

- Double-check all references to ensure accuracy.

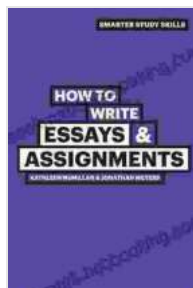
Chapter 5: Seeking Feedback and Making Improvements

Once you have completed your draft, it is important to seek feedback from your instructor, classmates, or a writing tutor. They can provide valuable insights and suggestions that will help you improve the quality of your writing. Be open to criticism and use it as an opportunity to grow and develop as a writer.

Benefits of Seeking Feedback:

- Identifies areas for improvement.
- Enhances clarity and organization.
- Boosts confidence in writing abilities.

Writing essays and assignments is an essential part of academic life at UEL. By following the strategies outlined in this guide, you will be well-equipped to produce high-quality work that meets the expectations of your instructors and contributes to your overall academic success. Remember that writing is a skill that takes practice and refinement. With dedication and consistent effort, you will become a confident and effective writer who is able to communicate your ideas clearly and persuasively.



How to Write Essays & Assignments: UEL

by Kathleen McMillan

★ ★ ★ ★ ☆ 4.5 out of 5

Language : English

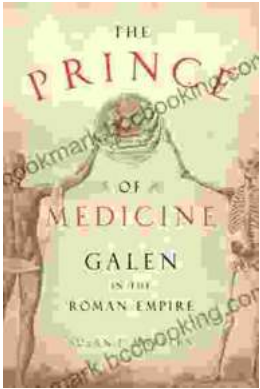
File size : 22527 KB

Text-to-Speech : Enabled

Screen Reader : Supported

Enhanced typesetting : Enabled

Word Wise : Enabled
Print length : 319 pages



Unveiling "The Prince of Medicine": A Literary Masterpiece That Captivates and Informs

Prepare yourself to be immersed in "The Prince of Medicine," a captivating novel that transports readers into the intricate world of...



Guide for Parents: Unlocking Your Child's Problem-Solving Potential

As a parent, you want to provide your child with the best possible foundation for their future. That means equipping them with the skills they need...