


The Keys To Custom Remote Av Management



THE 3 KEYS TO CUSTOM REMOTE AV MANAGEMENT: WITHOUT COMPLICATED PROGRAMMING by Patrick Murray

★★★★★ 5 out of 5

Language : English
File size : 1371 KB
Text-to-Speech : Enabled
Screen Reader : Supported
Enhanced typesetting : Enabled
Print length : 21 pages
Lending : Enabled



In today's rapidly evolving technological landscape, effective remote AV management has become an indispensable tool for businesses and organizations of all sizes. The ability to remotely monitor, control, and troubleshoot AV systems offers numerous benefits, including reduced downtime, increased efficiency, and enhanced security.

However, implementing a custom remote AV management solution requires a comprehensive understanding of the key principles involved. This article will delve into the essential elements of remote AV management, providing insights and practical guidance to help you unlock the full potential of this powerful technology.

Essential Keys to Remote AV Management

- **Centralized Control:** Establish a central command center that provides a single point of access to all AV systems. This enables

administrators to remotely monitor, manage, and control all devices from a single interface.

- **Real-Time Monitoring:** Implement real-time monitoring tools to track system performance, identify potential issues, and proactively address problems before they impact operations.
- **Remote Troubleshooting:** Equip your team with remote troubleshooting capabilities that allow them to diagnose and resolve issues remotely, minimizing downtime and reducing the need for on-site visits.
- **Automated Alerts and Notifications:** Configure automated alerts and notifications to be sent when specific events occur, such as system failures, performance thresholds, or security breaches. This ensures timely response and minimizes the impact of potential issues.
- **Security and Compliance:** Implement robust security measures to protect your AV systems from unauthorized access and cyber threats. Ensure compliance with industry regulations and best practices to safeguard data and maintain system integrity.
- **Scalability and Flexibility:** Design your remote AV management solution to be scalable and flexible, allowing it to adapt to changing needs and accommodate future growth. This ensures your system remains effective as your organization expands.
- **Integration with Existing Systems:** Integrate your remote AV management solution with existing systems, such as network management tools, security platforms, and building automation systems. This enhances interoperability and streamlines management processes.

- **Training and Support:** Provide comprehensive training and support to your team to ensure they are proficient in using the remote AV management solution. This empowers them to effectively manage systems and resolve issues independently.

Benefits of Remote AV Management


Implementing a custom remote AV management solution can provide numerous benefits for your organization, including:

- **Reduced Downtime:** Remote monitoring and troubleshooting capabilities enable proactive identification and resolution of issues, minimizing system downtime and ensuring uninterrupted operations.
- **Increased Efficiency:** Centralized control and automated alerts streamline management processes, freeing up IT staff to focus on more strategic tasks.
- **Enhanced Security:** Robust security measures protect your AV systems from cyber threats and unauthorized access, ensuring data confidentiality and system integrity.
- **Improved Collaboration:** Remote AV management facilitates collaboration between IT staff and end-users, enabling remote assistance and issue resolution, regardless of location.
- **Cost Savings:** Remote management reduces the need for on-site visits, travel expenses, and downtime, resulting in significant cost savings.

Effective remote AV management is essential for organizations seeking to optimize their AV systems, enhance security, and improve operational

efficiency. By implementing a custom solution based on the key principles outlined in this article, you can unlock the full potential of this powerful technology.

Remember, the success of your remote AV management solution depends on careful planning, implementation, and ongoing support. By embracing a proactive approach and partnering with experienced professionals, you can ensure your AV systems perform at their best, delivering a seamless and engaging experience for your users.

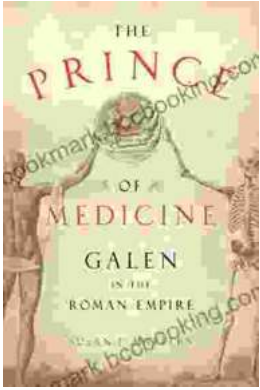


THE 3 KEYS TO CUSTOM REMOTE AV MANAGEMENT: WITHOUT COMPLICATED PROGRAMMING by Patrick Murray

★★★★★ 5 out of 5

Language : English
File size : 1371 KB
Text-to-Speech : Enabled
Screen Reader : Supported
Enhanced typesetting : Enabled
Print length : 21 pages
Lending : Enabled





Unveiling "The Prince of Medicine": A Literary Masterpiece That Captivates and Informs

Prepare yourself to be immersed in "The Prince of Medicine," a captivating novel that transports readers into the intricate world of...



Guide for Parents: Unlocking Your Child's Problem-Solving Potential

As a parent, you want to provide your child with the best possible foundation for their future. That means equipping them with the skills they need...